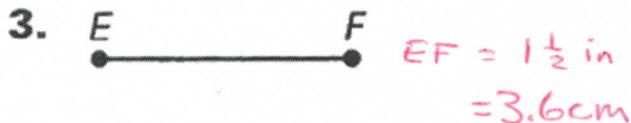
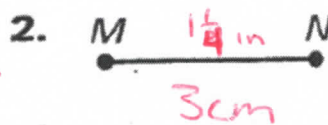



Name ANSWER KEY Period \_\_\_\_\_

# Geometry Unit 1 Worksheet 1 Segment Addition

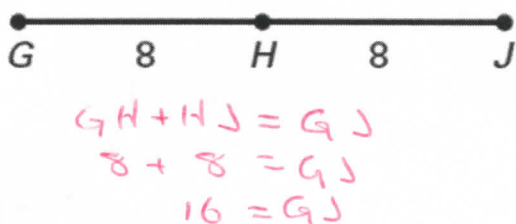
Measure each length to the nearest tenth of a centimeter and  $\frac{1}{4}$  inch

(MEASURE FROM ENDS OF DOTS)

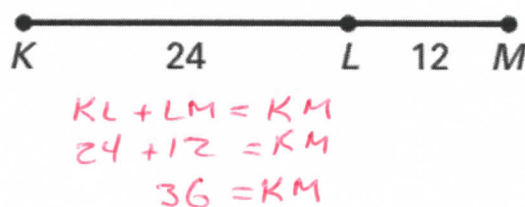


Use the Segment Addition Postulate to find the indicated length

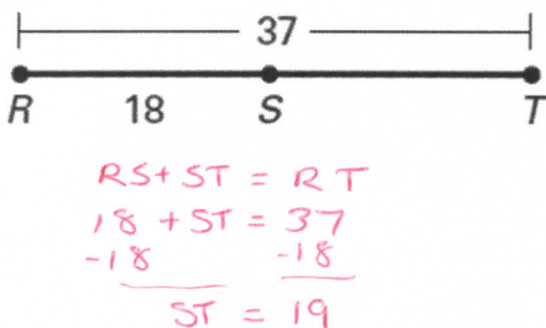
4. Find  $GJ$ .



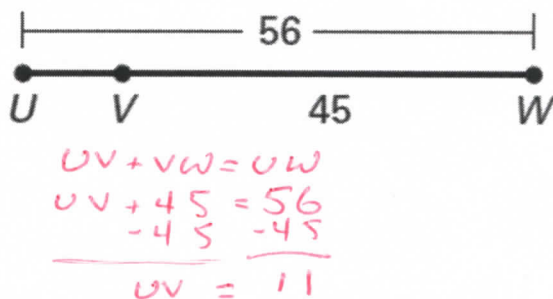
5. Find  $KM$ .



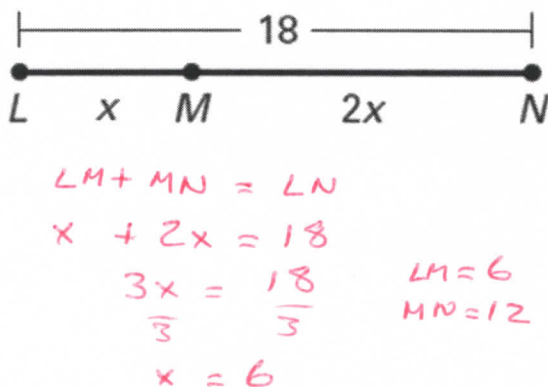
6. Find  $ST$ .



7. Find  $UV$ .



8. Find  $LM$ .



9. Find  $VW$ .

